

Drinking Water Faucets

Premium Designer Tapware

Your step by step guide to Installing Your Drinking Water Faucet

PLEASE READ THESE INSTRUCTIONS CAREFULLY BEFORE ATTEMPTING INSTALLATION

The pure water faucet may be installed on any flat surface over 50mm (2") in diameter. Remember to check the underside of the benchtop location for interference.

IMPORTANT: The following instructions are general in nature and may vary from tap to tap. These instructions are **not** for stone or granite benchtops.

Step by Step Instructions

1. Select a location for your new faucet: your faucet may be installed on any flat surface over 50mm (2") in diameter. It is recommended to make a small indent using a centre punch to mark the desired drilling location.
2. Drill a hole for the faucet - First drill a 3mm pilot hole. Then drill a 12mm final hole.
3. Assemble the faucet fittings according to your chosen faucet - refer to Diagram 1 or 2. Tighten firmly, ensuring that the faucet is correctly aligned in the desired direction over the sink basin.
4. Install female Quick Fit Connector to the end of the faucet and connect tube (refer to Diagram 3).

Diagram 1

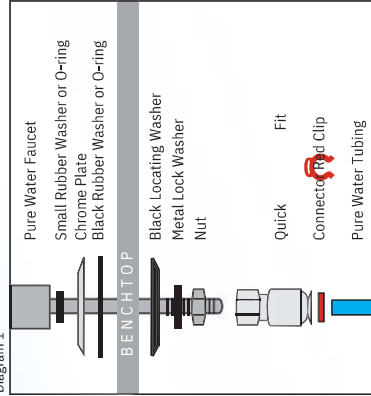


Diagram 2

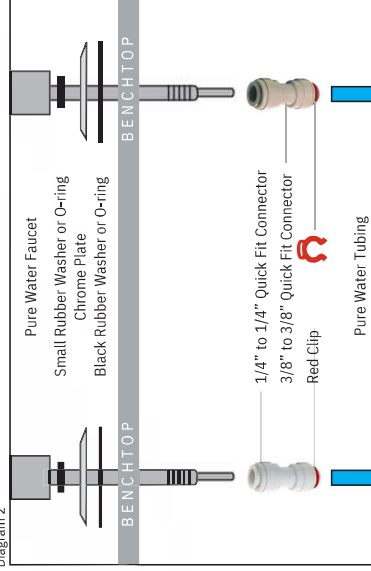
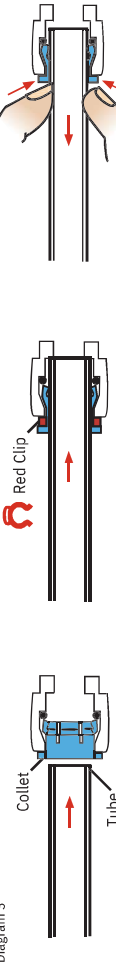


Diagram 3




1. To make the connection, push the tube firmly into the collet.
2. Make sure the tube is pushed as far as it can go and secure with a John Guest red clip.
3. To remove the tube - First remove the red clip. Use two fingers to push onto the collet and at the same time pull out the tube.



The width (W) refers to the dimension from the centre line of the tap body to the centre of the spout.

Standard Filter Faucets

Included with your purchase of an Undersink Filter System. All our Standard Filter Faucets feature a chrome finish and include a base plate and connection fittings.


Long Reach IT001155

High Loop IT001161

Mode IT001162

Retro IT003638

Long Reach IT001156

High Loop IT001157

Metro IT001692

Petite IT001177

Antique IT002948

Fin IT001175

Filter Life Indicator IT002961

Dual Ambient & Cool* IT001170

Drinking Water Faucets

Drinking Water Faucets

Matte Black Filter Faucets



Tall IT003622

Petite



IT003624

Mode

Water Rating Label

The water rating label is displayed against products regulated under the Water Efficiency Labeling and Standards (WELS) scheme.

Our 3 Way Standard, Nova, Side Lever, Stainless Steel Premier and Stainless Steel High Loop Mixers have been registered according to the requirements of the WELS standard (AS/NZS 6400:2016 water efficient products)

Mixers - Hot, Cold & Filtered Water Faucet

Our chrome finished mixers include a fitted base plate.



IT001165

Standard 3 Way



IT003896

Nova



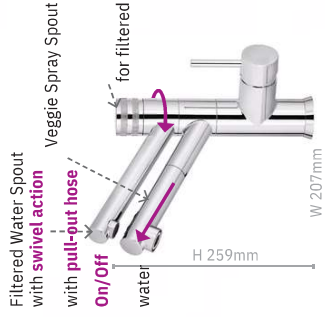
Long Reach IT001169

Side Lever



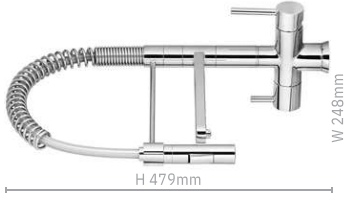
High Loop IT003855

Side Lever



IT004221

Veggie Spray




IT004128

Spring Hose


Stainless Steel Filter Faucets

Our Stainless Steel Filtered Water Faucets and Mixers feature a brushed chrome finish.



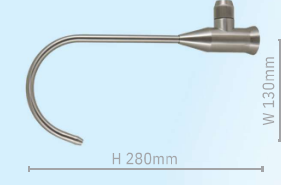
High Loop IT002350

Classic



IT003381

Spring Loaded



IT003397

Wheel

Stainless Steel Mixers - Hot, Cold & Filtered Water Faucets



Standard Matte Black IT004096

Premier



Standard IT002170



Tall IT001678



High Loop IT001166



High Loop Matte Black IT004052

3 Way



Petite IT002819